

## Ceiling Measurements

### **2nd and 3rd Floor**

To main beam - 13' 1"

To secondary beams - 13' 9"

To underside of slab - 15' 1.5"

### **4th Floor**


To main beam - 13' 10.5"

To secondary beams - 14' 7.5"

To underside of slab - 16'

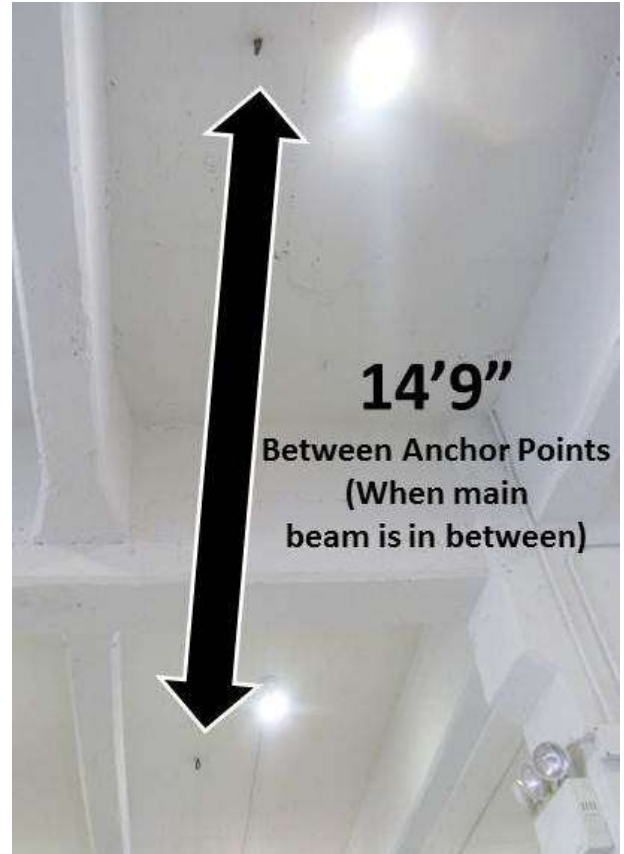
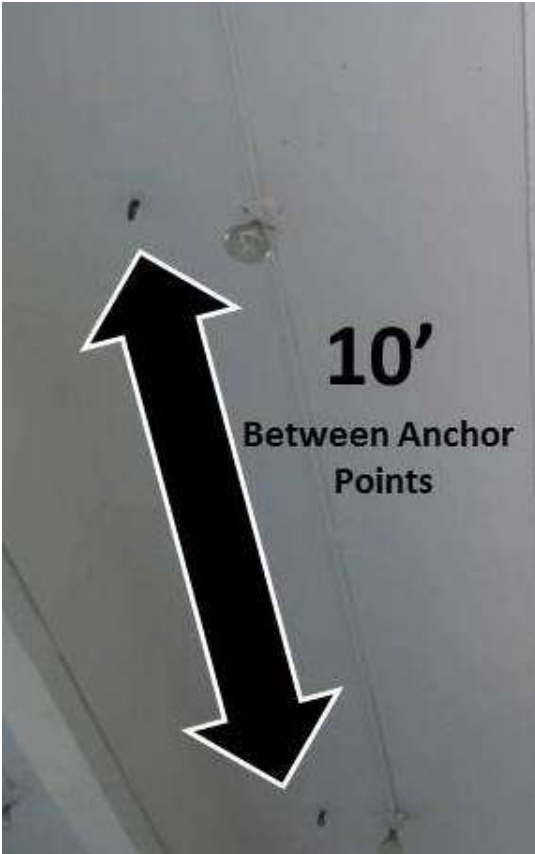
**4th floor wall – 10'2"**

**Anchor Point to Beam** - It is approximately 21.5" from the bottom of the anchor point to the bottom of the secondary beam and approximately 29" from the bottom of the anchor point to the bottom of the main beam.



**Distance between anchor points – 10'**

However, when there is a main beam in between the hanging points, the measurement is 14'-9"



**Width of Secondary Beams – 9"**

**Distance between secondary beams – 5'4"**  
(varies 1/2" from beam to beam)

